



C2R2 MAX

Version 04 – 05 January 2010



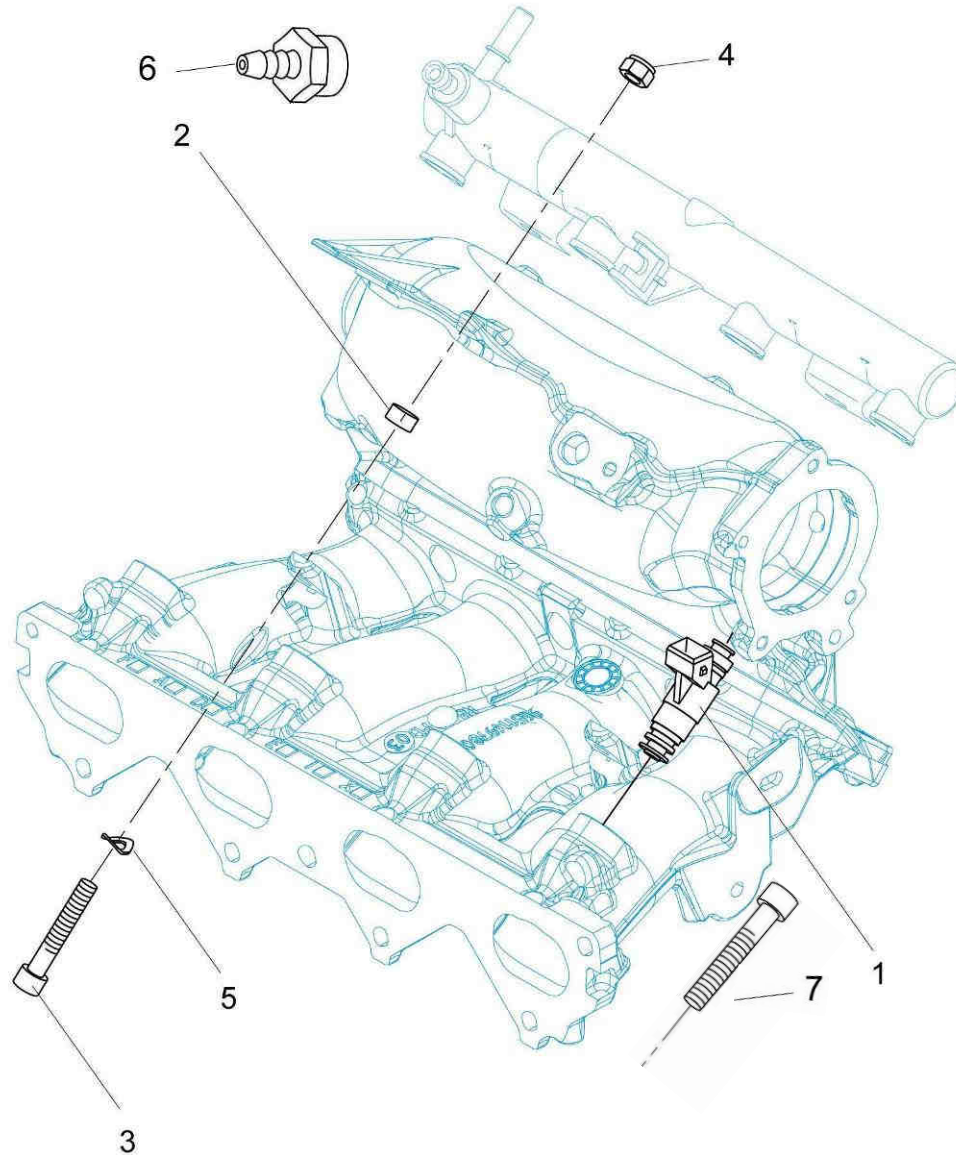
A23

INJECTION



C2R2MAX

Version 04 – 05 January 2010

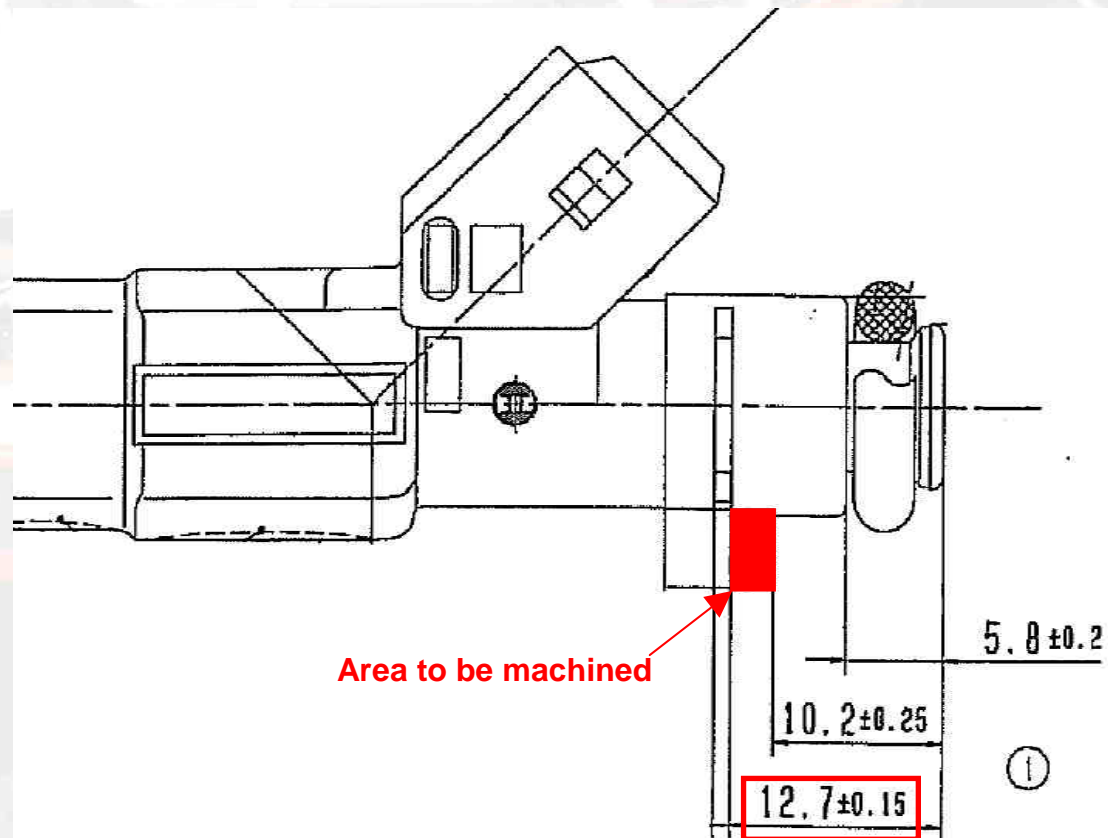


Ref	Part Number	Qty	Description
1	BCSP1984F3	4	Injector
2	0A2361452A	2	Injection rail spacer
3	BCSP6913Q0	2	Injection rail screw HSHC M5x80 Lg 40
4	BCSP693673	2	Lock nut M5
5	PS86001A10	2	Washer, Onduflex typeA Ø 5mm
6	0A2362936B	1	Fuel pressure sensor adapter
7	PS82017A10	6	Manifold screw HSHC M6x100 Lg 25 cl12.9
	BCSP0342J4	1	Intake manifold
	BCSP0342J6	1	Intake manifold seal
	BCSP0342J3	1	Air distributor
	BCSP0342J5	1	Air distributor seal
	BCSP1635Q9	1	Throttle body
	BCSP0342J7	1	Throttle body seal
	BCSP198541	1	fuel ramp

Injector modification:

The injectors must be slightly modified in order to be fitted correctly on the fuel rail.

The red area on the injector, shown in the diagram below, must be machined to obtain a dimension of **12.7mm**.




**A23
Injection**



**A
ENGINE**




Final result:



Fitting the assembled fuel rail onto the intake manifold:

Fit the injector rail onto the intake manifold using the screws (*ref. 3*), washers (*ref. 5*), spacers (*ref. 2*) and nuts (*ref. 4*).



0.8 m.kg

A23
Injection




A
ENGINE



Fitting the assembled intake manifold onto the cylinder head:


Use only the **ref. 7** screws for this assembly.



2

222

1.2 m.kg



Intake manifold:

The preparation of the intake manifold pipes must comply with the officially approved dimensions.

These dimensions can be found on the component type-approval certificate No. A-5672, page 10.



Nota : We remind you that the tuning, the assembly and the settings of a racing engine require specific tools and specialists abilities.

To guarantee a good level of performance and reliability, CITROËN Racing recommend ORECA Magny Cours, partner of our applications since many years.